

Signify Classified - Internal
Cooper Lighting Solutions Photometric Lab
1121 Highway 74 South
Peachtree City, GA 30269



Scaled data based on original data using
LM-79-08 Approved Method: Electrical and Photometric Measurements of Solid-
State Lighting Products

Test Report Prepared for
Cooper Lighting Solutions
(formerly Eaton)

Brand: STREETWORKS

Report Number: P867733

Luminaire Tested: **MEM2-HTN-SA-120-740-U-T4W-HSS**

Issue Date: 08/21/2024



Test Information

Test Method: LM-79-08
Report Number: P867733
Test Lab: INNOVATION CENTER(G3)
Issue Date: 08/21/2024
Manufacturer: COOPER LIGHTING SOLUTIONS (FORMERLY EATON)
Product Line: STREETWORKS
Catalog Number: MEM2-HTN-SA-120-740-U-T4W-HSS
Description: EPIC MODERN TALL HOUSING DISCRETE LED ARRAYS 120W 70CRI 4000K
FIXTURE w/ TYPE IV WIDE DISTRIBUTION OPTIC AND HOUSE SIDE SHIELD
Light Source: (20) 4000K CCT, 70 CRI LEDS
Ballast/Driver: ELECTRONIC DRIVER

Summary

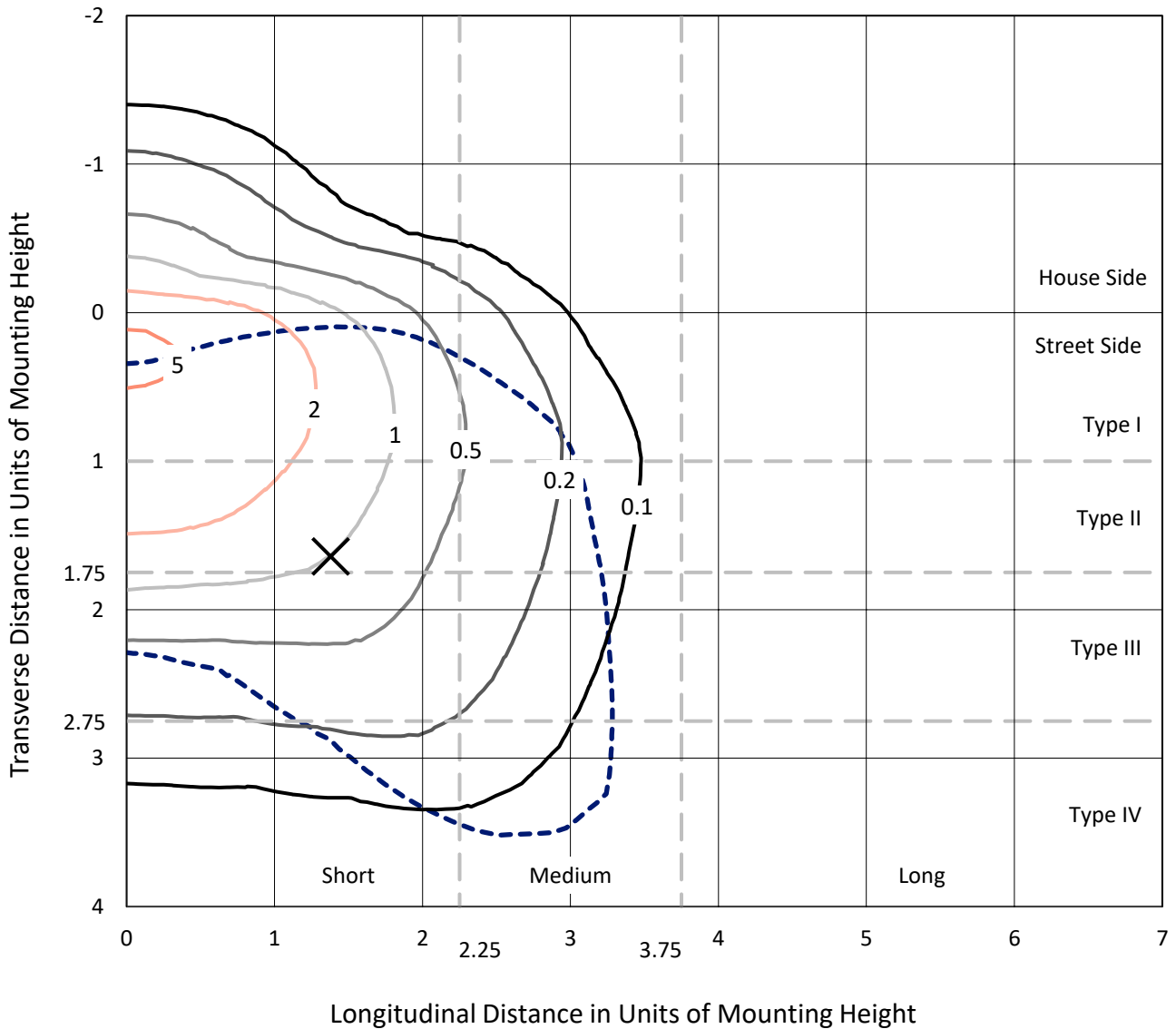
Lumens per Lamp: N/A
Luminaire Lumens: 9729.9 lumens
Efficiency: N/A
Efficacy: 96.3 lumens/watt
Luminous Opening: Rectangular (W 0.67' x L: 0.33' x H: 0')
IES Classification: Type IV - Short
BUG Rating: B1 - U0 - G2

Input Watts (W): 101
Input Voltage (V): 120
Input Current (A_{in}): NR
Voltage Rise (V): NR
Power Factor: 0.99
Total Harmonic Distortion (THDi): 9.45%
Frequency (hertz): 60
Stabilization Time: NR
Operation Time: NR
Ambient Temperature (°C): NR
Test Distance: 24 FT

REPORT NUMBER: P867733
 CATALOG NUMBER: MEM2-HTN-SA-120-740-U-T4W-HSS

Iso-Footcandle Lines of Horizontal Illumination

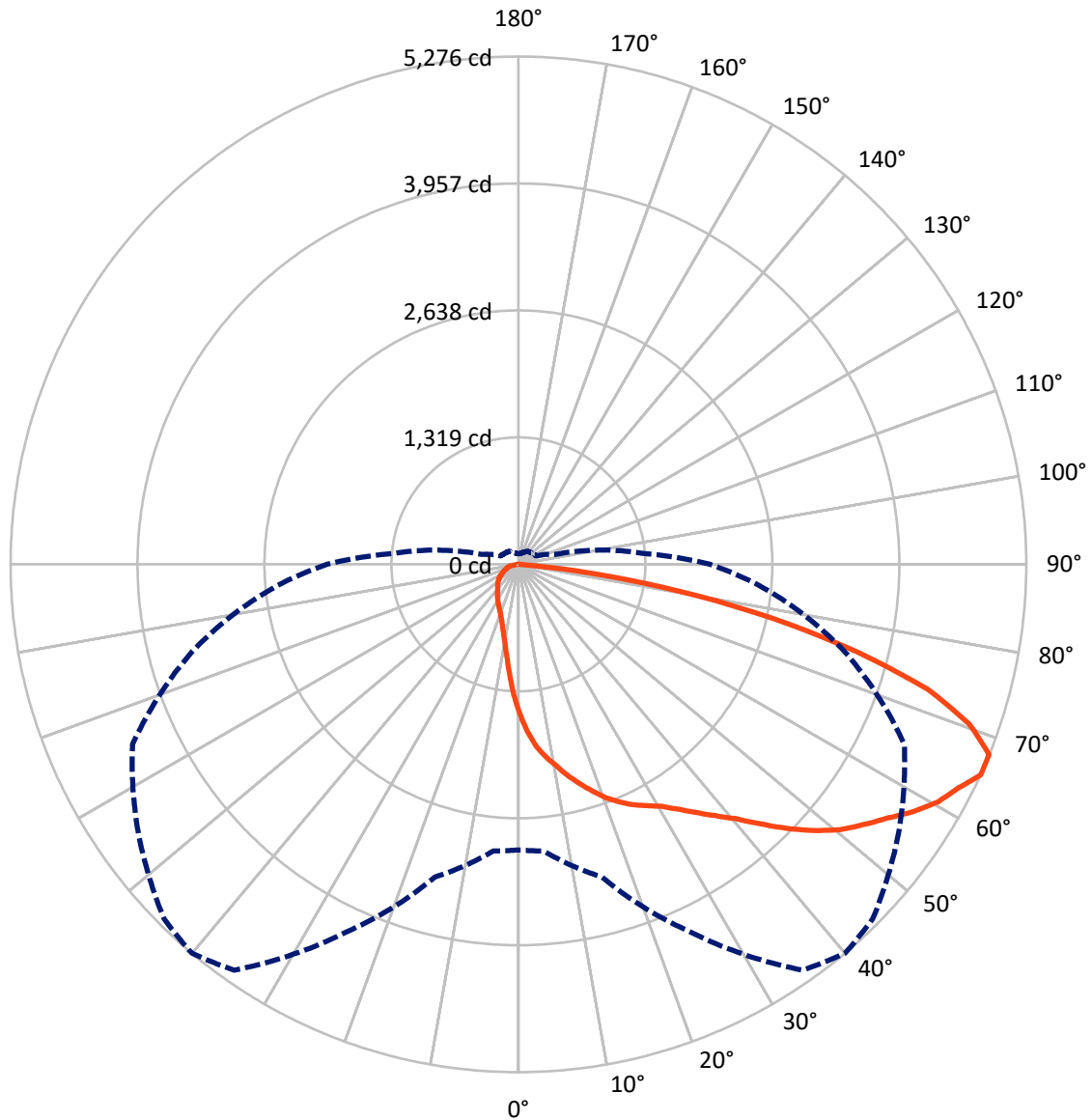
✕ Max cd
 - - - 1/2 Max cd



Based on 20 foot mounting height. Maximum calculated value = 5.6 fc
 Type IV - Short - N/A

REPORT NUMBER: P867733
CATALOG NUMBER: MEM2-HTN-SA-120-740-U-T4W-HSS

Luminous Intensity Polar Plot



— Vertical Plane Through 40-Deg Lateral - - - Horizontal Cone Through 65-Deg Vertical

REPORT NUMBER: P867733

CATALOG NUMBER: MEM2-HTN-SA-120-740-U-T4W-HSS

FLUX DISTRIBUTION:

		Downward	Upward	Total
House Side	Lumens	1164.9	0.0	1164.9
	% Fixture	12.0	0.0	12.0
Street Side	Lumens	8565.1	0.0	8565.1
	% Fixture	88.0	0.0	88.0
Total	Lumens	9729.9	0.0	9729.9
	% Fixture	100.0	0.0	100.0

ZONAL LUMENS:

Zone	Lumens	% Fixture
0°-10°	144.8	1.5
10°-20°	435.3	4.5
20°-30°	748.9	7.7
30°-40°	1132.0	11.6
40°-50°	1655.3	17.0
50°-60°	2114.1	21.7
60°-70°	2109.9	21.7
70°-80°	1237.2	12.7
80°-90°	152.4	1.6
90°-100°	0.0	0.0
100°-110°	0.0	0.0
110°-120°	0.0	0.0
120°-130°	0.0	0.0
130°-140°	0.0	0.0
140°-150°	0.0	0.0
150°-160°	0.0	0.0
160°-170°	0.0	0.0
170°-180°	0.0	0.0
0°-90°	9729.9	100.0
0°-180°	9729.9	100.0

Coefficient of Utilization



REPORT NUMBER: P867733

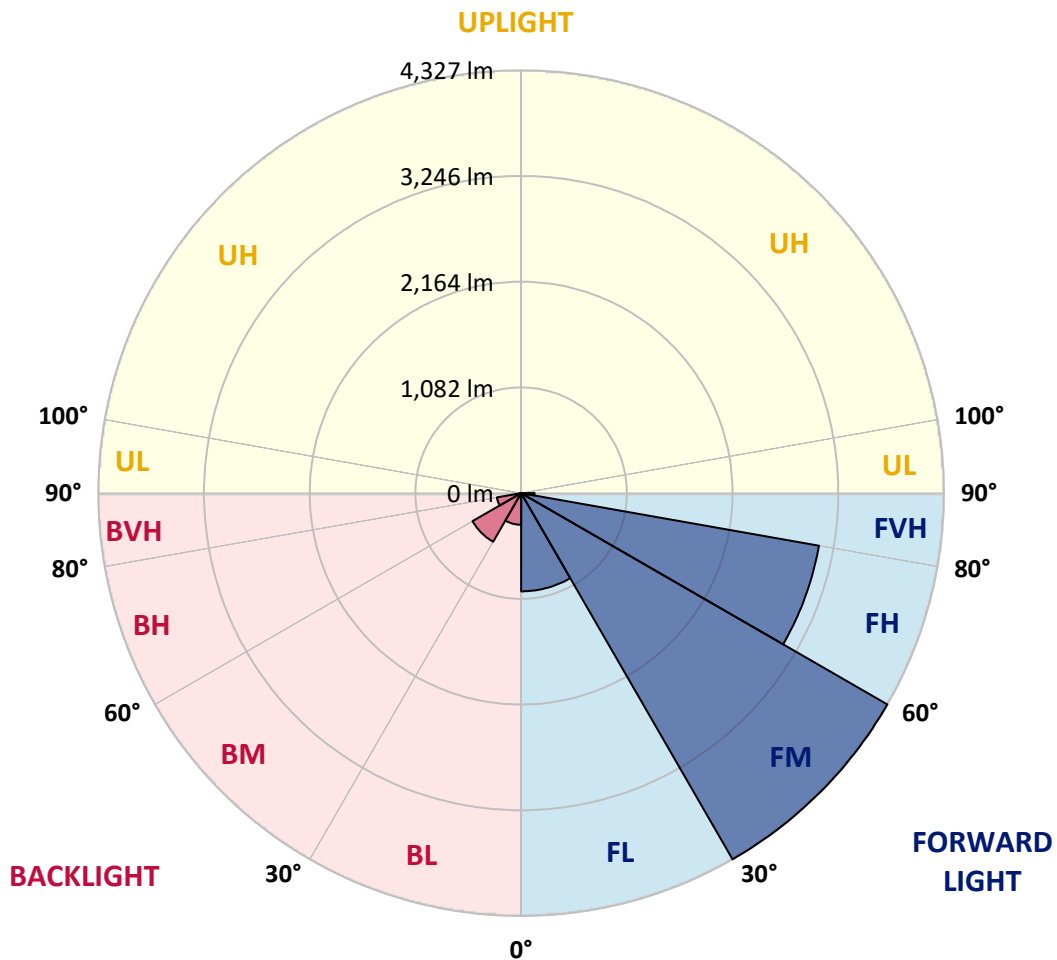
CATALOG NUMBER: MEM2-HTN-SA-120-740-U-T4W-HSS

LUMINAIRE CLASSIFICATION SYSTEM LUMEN TABLE AND BUG RATING:

Zone		Lumens	% Fixture	Zone Rating/Lumen Limit		
				B	U	G
FL	(0°-30°)	1005.0	10.3			
FM	(30°-60°)	4327.4	44.5			
FH	(60°-80°)	3094.9	31.8			G2/5000
FVH	(80°-90°)	137.7	1.4			G2/225
BL	(0°-30°)	324.0	3.3	B1/500		
BM	(30°-60°)	574.0	5.9	B1/1000		
BH	(60°-80°)	252.2	2.6	B1/500		G1/500
BVH	(80°-90°)	14.7	0.2			G1/100
UL	(90°-100°)	0.0	0.0		U0/0	
UH	(100°-180°)	0.0	0.0		U0/0	

BUG Rating: B1-U0-G2

Type IV Short





REPORT NUMBER: P867733

CATALOG NUMBER: MEM2-HTN-SA-120-740-U-T4W-HSS

CANDELA DISTRIBUTION (FULL):

	0°	5°	15°	25°	35°	40°	45°	55°	65°	75°	85°
0°	1546.7	1546.7	1546.7	1546.7	1546.7	1546.7	1546.7	1546.7	1546.7	1546.7	1546.7
2.5°	1804.4	1796.2	1779.7	1766.0	1746.8	1730.4	1713.9	1683.8	1645.4	1612.5	1571.3
5°	1982.7	1969.0	1958.0	1941.5	1908.6	1894.9	1884.0	1820.9	1755.1	1686.5	1596.0
7.5°	2108.8	2119.8	2097.9	2073.2	2032.0	2015.6	1999.1	1936.1	1853.8	1755.1	1626.2
10°	2254.2	2256.9	2229.5	2199.3	2155.4	2122.5	2100.6	2023.8	1933.3	1823.6	1659.1
12.5°	2394.0	2394.0	2377.6	2333.7	2276.1	2245.9	2207.5	2119.8	2010.1	1881.2	1697.5
15°	2506.5	2511.9	2498.2	2465.3	2402.2	2361.1	2322.7	2221.3	2081.4	1947.0	1727.6
17.5°	2607.9	2605.2	2596.9	2566.8	2506.5	2473.5	2435.2	2322.7	2163.7	1999.1	1774.3
20°	2676.5	2676.5	2673.7	2657.3	2613.4	2588.7	2542.1	2424.2	2254.2	2075.9	1823.6
22.5°	2728.6	2725.8	2725.8	2728.6	2703.9	2679.2	2660.0	2542.1	2347.4	2141.7	1873.0
25°	2772.5	2769.7	2777.9	2783.4	2772.5	2767.0	2745.0	2654.5	2462.6	2218.5	1922.3
27.5°	2830.0	2838.3	2835.5	2835.5	2832.8	2838.3	2835.5	2758.7	2575.0	2300.8	1974.4
30°	2920.5	2934.2	2926.0	2915.1	2915.1	2917.8	2931.5	2882.1	2706.6	2402.2	2032.0
32.5°	3131.7	3118.0	3060.4	3022.0	3027.5	3030.2	3043.9	3016.5	2838.3	2517.4	2092.4
35°	3373.0	3356.6	3293.5	3205.7	3175.6	3164.6	3161.9	3145.4	2980.9	2640.8	2163.7
37.5°	3685.6	3691.1	3597.9	3471.7	3381.2	3312.7	3299.0	3263.3	3104.3	2753.3	2237.7
40°	4003.7	3981.8	3902.3	3778.9	3600.6	3474.5	3433.3	3384.0	3244.1	2871.2	2309.0
42.5°	4310.9	4269.7	4165.5	4031.2	3822.7	3685.6	3592.4	3529.3	3373.0	3000.1	2377.6
45°	4711.3	4593.3	4406.9	4286.2	4025.7	3913.2	3828.2	3688.4	3526.6	3129.0	2459.8
47.5°	5026.6	4799.0	4629.0	4576.9	4236.8	4132.6	4055.8	3861.1	3682.9	3274.3	2544.8
50°	4969.0	4829.2	4788.0	4741.4	4395.9	4332.8	4261.5	4058.6	3841.9	3427.9	2627.1
52.5°	4820.9	4837.4	4889.5	4810.0	4535.7	4491.9	4445.2	4269.7	4001.0	3554.0	2701.2
55°	4703.0	4735.9	4875.8	4851.1	4703.0	4653.7	4620.8	4478.2	4154.6	3669.2	2764.2
57.5°	4489.1	4461.7	4637.2	4922.4	4881.3	4842.9	4810.0	4697.5	4310.9	3751.5	2805.4
60°	4151.8	4050.4	4286.2	4834.7	5004.7	5010.2	4991.0	4862.1	4437.0	3751.5	2783.4
62.5°	3677.4	3581.4	3872.1	4541.2	5070.5	5122.6	5111.6	4919.7	4491.9	3669.2	2698.4
65°	2967.2	2989.1	3364.8	4209.4	5147.3	5276.2	5207.6	4826.4	4423.3	3510.1	2506.5
67.5°	2369.3	2435.2	2772.5	3778.9	5111.6	5273.4	5177.4	4563.2	4129.9	3288.0	2213.0
70°	1870.2	1914.1	2193.8	3197.5	4799.0	4969.0	4848.4	4160.1	3633.5	2945.2	1840.1
72.5°	1461.6	1502.8	1741.4	2558.6	4256.0	4453.5	4302.7	3617.1	3013.8	2498.2	1461.6
75°	1110.6	1140.8	1319.0	1971.7	3389.5	3636.3	3526.6	2895.9	2352.9	1977.2	1118.9
77.5°	715.7	756.9	957.1	1382.1	2394.0	2690.2	2703.9	2163.7	1692.0	1428.7	822.7
80°	474.4	490.9	614.3	899.5	1472.6	1703.0	1782.5	1461.6	1080.5	910.4	592.3
82.5°	197.4	219.4	293.4	452.5	737.7	740.4	847.4	617.0	438.8	386.7	249.5
85°	5.5	11.0	8.2	21.9	19.2	30.2	35.6	49.4	35.6	38.4	38.4
87.5°	0.0	0.0	2.7	2.7	5.5	5.5	5.5	5.5	5.5	8.2	5.5
90°	0.0	0.0	0.0	0.0	0.0	0.0	0.0	0.0	0.0	0.0	0.0



REPORT NUMBER: P867733

CATALOG NUMBER: MEM2-HTN-SA-120-740-U-T4W-HSS

CANDELA DISTRIBUTION (continued):

	90°	95°	105°	115°	125°	135°	145°	155°	165°	175°	180°
0°	1546.7	1546.7	1546.7	1546.7	1546.7	1546.7	1546.7	1546.7	1546.7	1546.7	1546.7
2.5°	1552.1	1527.5	1478.1	1439.7	1398.6	1368.4	1341.0	1310.8	1291.6	1294.4	1275.2
5°	1552.1	1505.5	1406.8	1319.0	1239.5	1181.9	1118.9	1069.5	1033.8	1028.4	1044.8
7.5°	1560.4	1483.6	1335.5	1203.9	1094.2	1003.7	937.9	888.5	863.8	847.4	844.6
10°	1568.6	1467.1	1269.7	1102.4	965.3	866.6	809.0	754.1	726.7	724.0	715.7
12.5°	1574.1	1447.9	1209.3	1000.9	858.3	765.1	707.5	663.6	641.7	641.7	639.0
15°	1593.3	1442.4	1146.3	924.2	776.1	685.6	636.2	600.6	586.8	578.6	575.9
17.5°	1609.7	1431.5	1091.4	847.4	702.0	622.5	575.9	551.2	537.5	532.0	529.3
20°	1634.4	1426.0	1039.3	784.3	647.2	570.4	534.7	512.8	504.6	499.1	499.1
22.5°	1659.1	1420.5	987.2	729.4	600.6	532.0	499.1	479.9	471.7	468.9	466.2
25°	1689.2	1417.8	943.3	682.8	559.4	501.8	471.7	455.2	444.3	438.8	438.8
27.5°	1719.4	1420.5	899.5	636.2	523.8	474.4	444.3	425.1	416.8	405.9	408.6
30°	1760.5	1423.2	863.8	597.8	493.6	447.0	419.6	394.9	383.9	378.4	378.4
32.5°	1801.7	1434.2	828.2	562.2	463.4	425.1	392.1	370.2	356.5	353.8	351.0
35°	1845.6	1442.4	795.3	532.0	438.8	400.4	367.5	345.5	334.6	331.8	331.8
37.5°	1894.9	1456.2	770.6	504.6	414.1	375.7	345.5	323.6	315.4	312.6	312.6
40°	1947.0	1478.1	751.4	479.9	394.9	353.8	326.3	307.1	301.7	298.9	298.9
42.5°	1999.1	1497.3	734.9	460.7	375.7	334.6	312.6	293.4	285.2	285.2	285.2
45°	2048.5	1511.0	718.5	441.5	356.5	320.8	296.2	279.7	271.5	271.5	271.5
47.5°	2092.4	1524.7	693.8	422.3	337.3	301.7	282.5	266.0	257.8	257.8	257.8
50°	2139.0	1532.9	666.4	397.6	318.1	287.9	268.7	249.5	244.1	241.3	241.3
52.5°	2177.4	1532.9	630.7	373.0	296.2	268.7	252.3	235.8	227.6	222.1	222.1
55°	2204.8	1532.9	592.3	342.8	274.2	252.3	235.8	219.4	208.4	200.2	200.2
57.5°	2221.3	1524.7	548.5	307.1	252.3	230.4	219.4	200.2	178.2	161.8	156.3
60°	2207.5	1500.0	501.8	268.7	227.6	211.2	202.9	178.2	148.1	139.9	139.9
62.5°	2150.0	1442.4	455.2	235.8	208.4	192.0	183.7	156.3	134.4	126.1	126.1
65°	1988.2	1302.6	397.6	205.7	186.5	175.5	164.5	139.9	120.7	109.7	109.7
67.5°	1752.3	1124.3	331.8	181.0	167.3	159.1	150.8	126.1	106.9	96.0	96.0
70°	1420.5	907.7	282.5	159.1	148.1	142.6	134.4	115.2	93.2	85.0	85.0
72.5°	1116.1	713.0	235.8	142.6	137.1	126.1	120.7	101.5	85.0	76.8	76.8
75°	830.9	532.0	208.4	126.1	126.1	112.4	109.7	90.5	74.0	68.6	68.6
77.5°	611.5	394.9	181.0	109.7	109.7	98.7	93.2	79.5	68.6	63.1	63.1
80°	414.1	268.7	134.4	82.3	82.3	79.5	74.0	68.6	57.6	52.1	49.4
82.5°	175.5	112.4	65.8	41.1	38.4	30.2	24.7	19.2	19.2	16.5	16.5
85°	30.2	13.7	13.7	11.0	8.2	8.2	8.2	5.5	5.5	5.5	5.5
87.5°	5.5	5.5	5.5	5.5	5.5	5.5	2.7	2.7	2.7	2.7	2.7
90°	0.0	0.0	0.0	0.0	0.0	0.0	0.0	0.0	0.0	0.0	0.0

LM-79-2019: Approved Method: Electrical and Photometric Measurements of Solid-State Lighting Products

Report Prepared for

Cooper Lighting Solutions

Streetworks

Report Number: SP1-2407-157-5

Test Date: 08/07/2024

Luminaire Tested: MEM2-HTN-SA-40-740-U-5WQ-2

Data in this report applies to families of products including MEM2-HTN-SA-40-740-U-5WQ-2

Test Information

Test Method: LM-79-2019
 Report Number: SP1-2407-157-5
 Test Lab: COOPER LIGHTING SOLUTIONS
 Photometer: SP1 - 76IN SPHERE
 Measurement Geometry: 4π
 Issue Date: 08/20/2024
 Manufacturer: COOPER LIGHTING SOLUTIONS
 Product Line: Streetworks
 Catalog Number: **MEM2-HTN-SA-40-740-U-5WQ-2**
 Description: Epic Modern Light Square 40W 5WQ Optic and Flare Trim

Spectral Parameters

CCT (K): 3915
 CIE u': 0.2262
 CIE v': 0.5044
 Duv: 0.0010
 CIE x: 0.3850
 CIE y: 0.3816
 CIE z: 0.2334
 Peak Wavelength (nm): 449
 Dominant Wavelength (nm): 578
 Purity: 30.05482
 R_f: 73.2
 R_g: 93.9

CRI (Ra):	71.0		
R1:	67.6	R9:	-38.4
R2:	78.3	R10:	48.9
R3:	87.1	R11:	65.3
R4:	69.7	R12:	40.4
R5:	67.4	R13:	69.3
R6:	69.3	R14:	92.6
R7:	79.7	R15:	59.9
R8:	48.7		



Test Conditions

Stabilization Time: 21M
 Operation Time: 1H 21M
 Sphere Temperature (°C): 24.2

REPORT NUMBER: SP1-2407-157-5

Measurement and Test Equipment			
Instrument	Identification Number	Calibration Date	Calibration Due Date
Photometer	IN0058	6/18/2024	12/18/2024
Power Meter	INXT2011004	2/8/2024	2/8/2025
AC Power Source	IN0063	10/24/2023	10/24/2024
DC Power Source	IN0208	10/24/2023	10/24/2024
Sphere Thermometer	IN0085	10/24/2023	10/24/2024
Room Thermometer	IN0046	10/24/2023	10/24/2024

REPORT NUMBER: SP1-2407-157-5

CIE 1931 Chromaticity Diagram



CIE 1931 Chromaticity Diagram with 2017 ANSI 7-Step and 4-Step Quadrangles



Point lies inside the ANSI 4000K 4-step quadrangle

REPORT NUMBER: SP1-2407-157-5

Photopic Flux vs. Wavelength



Photopic Lumens: NR

λ (nm)	Power W [^] /nm	Lumens (ϕ /nm)	λ (nm)	Power W [^] /nm	Lumens (ϕ /nm)	λ (nm)	Power W [^] /nm	Lumens (ϕ /nm)	λ (nm)	Power W [^] /nm	Lumens (ϕ /nm)	λ (nm)	Power W [^] /nm	Lumens (ϕ /nm)
360	0	NR	490	112	NR	620	618	NR	750	15	NR	880	0	NR
365	0	NR	495	153	NR	625	563	NR	755	13	NR	885	0	NR
370	0	NR	500	216	NR	630	510	NR	760	11	NR	890	0	NR
375	0	NR	505	291	NR	635	456	NR	765	9	NR	895	0	NR
380	0	NR	510	366	NR	640	407	NR	770	8	NR	900	0	NR
385	0	NR	515	436	NR	645	359	NR	775	7	NR	905	0	NR
390	0	NR	520	492	NR	650	316	NR	780	6	NR	910	0	NR
395	2	NR	525	536	NR	655	277	NR	785	5	NR	915	0	NR
400	4	NR	530	567	NR	660	240	NR	790	4	NR	920	0	NR
405	7	NR	535	596	NR	665	208	NR	795	4	NR	925	0	NR
410	12	NR	540	619	NR	670	179	NR	800	3	NR	930	0	NR
415	25	NR	545	644	NR	675	154	NR	805	3	NR	935	0	NR
420	51	NR	550	671	NR	680	133	NR	810	3	NR	940	0	NR
425	100	NR	555	701	NR	685	114	NR	815	2	NR	945	0	NR
430	180	NR	560	735	NR	690	98	NR	820	2	NR	950	0	NR
435	315	NR	565	768	NR	695	83	NR	825	2	NR	955	0	NR
440	514	NR	570	798	NR	700	71	NR	830	1	NR	960	0	NR
445	828	NR	575	825	NR	705	61	NR	835	1	NR	965	0	NR
450	992	NR	580	843	NR	710	52	NR	840	1	NR	970	0	NR
455	652	NR	585	848	NR	715	44	NR	845	1	NR	975	0	NR
460	382	NR	590	844	NR	720	38	NR	850	1	NR	980	0	NR
465	282	NR	595	826	NR	725	32	NR	855	1	NR	985	0	NR
470	180	NR	600	800	NR	730	28	NR	860	1	NR	990	0	NR
475	119	NR	605	762	NR	735	24	NR	865	1	NR	995	0	NR
480	101	NR	610	719	NR	740	20	NR	870	1	NR	1000	0	NR
485	98	NR	615	669	NR	745	17	NR	875	0	NR			

REPORT NUMBER: SP1-2407-157-5

Scotopic Flux vs. Wavelength



Scotopic Lumens: NR

S/P: 1.49

λ (nm)	Power W [^] /nm	Lumens (φ/nm)	λ (nm)	Power W [^] /nm	Lumens (φ/nm)	λ (nm)	Power W [^] /nm	Lumens (φ/nm)	λ (nm)	Power W [^] /nm	Lumens (φ/nm)	λ (nm)	Power W [^] /nm	Lumens (φ/nm)
360	0	NR	490	112	NR	620	618	NR	750	15	NR	880	0	NR
365	0	NR	495	153	NR	625	563	NR	755	13	NR	885	0	NR
370	0	NR	500	216	NR	630	510	NR	760	11	NR	890	0	NR
375	0	NR	505	291	NR	635	456	NR	765	9	NR	895	0	NR
380	0	NR	510	366	NR	640	407	NR	770	8	NR	900	0	NR
385	0	NR	515	436	NR	645	359	NR	775	7	NR	905	0	NR
390	0	NR	520	492	NR	650	316	NR	780	6	NR	910	0	NR
395	2	NR	525	536	NR	655	277	NR	785	5	NR	915	0	NR
400	4	NR	530	567	NR	660	240	NR	790	4	NR	920	0	NR
405	7	NR	535	596	NR	665	208	NR	795	4	NR	925	0	NR
410	12	NR	540	619	NR	670	179	NR	800	3	NR	930	0	NR
415	25	NR	545	644	NR	675	154	NR	805	3	NR	935	0	NR
420	51	NR	550	671	NR	680	133	NR	810	3	NR	940	0	NR
425	100	NR	555	701	NR	685	114	NR	815	2	NR	945	0	NR
430	180	NR	560	735	NR	690	98	NR	820	2	NR	950	0	NR
435	315	NR	565	768	NR	695	83	NR	825	2	NR	955	0	NR
440	514	NR	570	798	NR	700	71	NR	830	1	NR	960	0	NR
445	828	NR	575	825	NR	705	61	NR	835	1	NR	965	0	NR
450	992	NR	580	843	NR	710	52	NR	840	1	NR	970	0	NR
455	652	NR	585	848	NR	715	44	NR	845	1	NR	975	0	NR
460	382	NR	590	844	NR	720	38	NR	850	1	NR	980	0	NR
465	282	NR	595	826	NR	725	32	NR	855	1	NR	985	0	NR
470	180	NR	600	800	NR	730	28	NR	860	1	NR	990	0	NR
475	119	NR	605	762	NR	735	24	NR	865	1	NR	995	0	NR
480	101	NR	610	719	NR	740	20	NR	870	1	NR	1000	0	NR
485	98	NR	615	669	NR	745	17	NR	875	0	NR			

REPORT NUMBER: SP1-2407-157-5

Melanopic Flux vs. Wavelength



Melanopic Lumens: NR

M/P: 2.88

λ (nm)	Power W [^] /nm	Lumens (φ/nm)	λ (nm)	Power W [^] /nm	Lumens (φ/nm)	λ (nm)	Power W [^] /nm	Lumens (φ/nm)	λ (nm)	Power W [^] /nm	Lumens (φ/nm)	λ (nm)	Power W [^] /nm	Lumens (φ/nm)
360	0	NR	490	112	NR	620	618	NR	750	15	NR	880	0	NR
365	0	NR	495	153	NR	625	563	NR	755	13	NR	885	0	NR
370	0	NR	500	216	NR	630	510	NR	760	11	NR	890	0	NR
375	0	NR	505	291	NR	635	456	NR	765	9	NR	895	0	NR
380	0	NR	510	366	NR	640	407	NR	770	8	NR	900	0	NR
385	0	NR	515	436	NR	645	359	NR	775	7	NR	905	0	NR
390	0	NR	520	492	NR	650	316	NR	780	6	NR	910	0	NR
395	2	NR	525	536	NR	655	277	NR	785	5	NR	915	0	NR
400	4	NR	530	567	NR	660	240	NR	790	4	NR	920	0	NR
405	7	NR	535	596	NR	665	208	NR	795	4	NR	925	0	NR
410	12	NR	540	619	NR	670	179	NR	800	3	NR	930	0	NR
415	25	NR	545	644	NR	675	154	NR	805	3	NR	935	0	NR
420	51	NR	550	671	NR	680	133	NR	810	3	NR	940	0	NR
425	100	NR	555	701	NR	685	114	NR	815	2	NR	945	0	NR
430	180	NR	560	735	NR	690	98	NR	820	2	NR	950	0	NR
435	315	NR	565	768	NR	695	83	NR	825	2	NR	955	0	NR
440	514	NR	570	798	NR	700	71	NR	830	1	NR	960	0	NR
445	828	NR	575	825	NR	705	61	NR	835	1	NR	965	0	NR
450	992	NR	580	843	NR	710	52	NR	840	1	NR	970	0	NR
455	652	NR	585	848	NR	715	44	NR	845	1	NR	975	0	NR
460	382	NR	590	844	NR	720	38	NR	850	1	NR	980	0	NR
465	282	NR	595	826	NR	725	32	NR	855	1	NR	985	0	NR
470	180	NR	600	800	NR	730	28	NR	860	1	NR	990	0	NR
475	119	NR	605	762	NR	735	24	NR	865	1	NR	995	0	NR
480	101	NR	610	719	NR	740	20	NR	870	1	NR	1000	0	NR
485	98	NR	615	669	NR	745	17	NR	875	0	NR			

Summary

$R_f = 73.2$
 $R_g = 93.9$
 $CIE R_a = 71.0$
 $R_g = -38.4$



Color Vector Graphics



Individual Sample Fidelity Index ($R_{f,i}$)

CES01 = 85	CES26 = 61	CES51 = 88	CES76 = 50
CES02 = 61	CES27 = 88	CES52 = 87	CES77 = 69
CES03 = 30	CES28 = 81	CES53 = 77	CES78 = 53
CES04 = 70	CES29 = 65	CES54 = 84	CES79 = 81
CES05 = 47	CES30 = 81	CES55 = 83	CES80 = 78
CES06 = 50	CES31 = 69	CES56 = 73	CES81 = 77
CES07 = 40	CES32 = 60	CES57 = 72	CES82 = 91
CES08 = 39	CES33 = 76	CES58 = 73	CES83 = 89
CES09 = 29	CES34 = 70	CES59 = 85	CES84 = 86
CES10 = 74	CES35 = 83	CES60 = 89	CES85 = 77
CES11 = 57	CES36 = 91	CES61 = 81	CES86 = 71
CES12 = 63	CES37 = 79	CES62 = 85	CES87 = 76
CES13 = 42	CES38 = 92	CES63 = 72	CES88 = 80
CES14 = 74	CES39 = 96	CES64 = 64	CES89 = 70
CES15 = 71	CES40 = 91	CES65 = 61	CES90 = 79
CES16 = 46	CES41 = 93	CES66 = 57	CES91 = 74
CES17 = 49	CES42 = 80	CES67 = 54	CES92 = 57
CES18 = 56	CES43 = 76	CES68 = 63	CES93 = 74
CES19 = 72	CES44 = 99	CES69 = 73	CES94 = 51
CES20 = 65	CES45 = 85	CES70 = 55	CES95 = 65
CES21 = 86	CES46 = 82	CES71 = 48	CES96 = 76
CES22 = 78	CES47 = 86	CES72 = 83	CES97 = 84
CES23 = 92	CES48 = 77	CES73 = 45	CES98 = 75
CES24 = 91	CES49 = 80	CES74 = 93	CES99 = 62
CES25 = 72	CES50 = 88	CES75 = 51	



Color Rendition by Hue-Angle Bin



Measure Comparisons



(END OF REPORT)